

Beatrice Avenue,
East Cowes,
IOW,
PO32 6PA.
Tel 292872
queensgateprimary.co.uk



Friday 25th June 2021

Issue 35 2020 - 2021

Queensgate Foundation
Primary School



Year 6 Residential

Dear Parents and Carers,

Year 6 Residential

This year the Year 6 residential was able to go ahead to Runways End in Aldershot. The children had a lot of fun, learnt a lot about themselves and gave everything a good go - even if it scared them. Well done for all those that conquered fears. Here are some photos of what they got up to.



Working together for a successful future

Review Day

On Monday 28th June we are welcoming Matthew Rixon to Queensgate. Mr Rixon is a primary phase inspector from Hampshire. Our meetings have been via TEAMS all year, so it will be good to have him in the building looking at the lessons.

The Dog's Trust

Also on Monday the Dog's Trust are leading sessions via Zoom. They will be aiming to teach children about how to be Dog Smart. They will be offering exciting, interactive dog welfare workshops based on our key theme of How to Behave Safely Around Dogs. The lessons are designed to naturally embed PSHE, promoting discussion around actions and consequences and encouraging critical thinking.

Year 6 Photo Shoot Day

On Tuesday, Atlas photos will be working with our Year 6 children to do a photo shoot to get some shots to go into their yearbooks.

Sports Days

Wednesday 30th June - morning - Reception then Year 1 & 2

Thursday 1st July - morning - Year 4 & 6


- afternoon - Year 3 & 5

When it is your child's sports day please make sure that they come to school in PE kit. This needs to be navy shorts and a pale blue T-shirt with the school logo on it. Please make sure your child has comfortable trainers and if they have long hair, it is tied back neatly. As I explained last week, we are unable to have parents spectating this year due to the Covid restrictions. We hope the children will still enjoy the occasions.

Benji Blog



Benji has been very busy again and his timetable is pretty full. He really enjoys working with the children and getting his extra treats! Below are some photos of Benji working with Maddie from Year 1 - she was teaching him to walk in, out and around cones. Outside of school he is learning agility skills and is always keeping his mind busy with some puzzle toys!



Working together for a successful future

Art Installation by 4AH

4AH were studying electricity in their Science and using electric circuits in DT, so they decided to have an art focus on the same topic. They looked at the art work of modern artists, such as Dan Flavin and Mary Weatherford, who use neon lights and electricity within their art work for inspiration. Then they split into groups and had a carousel of activities: 3D sculpture -using glow sticks, neon card and tape, Textiles – using light reflective materials, beads and sequins, Computing – exploring the website Bomomo and Printing- using various items to create laser images.

Once we had experienced all of the activities we combined our efforts to make a collaborative electric art installation- complete with our own neon lights.

The art work is on display in the training room which has been very bare and plain since Year 6 left the mobile for the main building, so it's great to see the colour and energy light up this room.




Love reading?

Then try this....

Toby in 3BM has been reading Tom Gates - Spectacular School Trip by Liz Pichon.

In this book, the main character, Tom Gates, has to be on his best behaviour otherwise he will be banned from going on the school trip. But, not everything goes to plan! He accidentally ends up in lots of trouble which made Toby laugh a lot. We will keep it a secret as to whether he gets to go on the trip – you will need to read it to find out!

We'd love to know what you are reading at home. If you have any reading recommendations, please let us know so we can share it here.





YR 6 ART Session with local artist Matt Chambers
Wild Tiles

We rolled out clay using a rolling pin and then embossed the clay with foliage. We used leaves, flower heads and berries on stalks to make patterns on the clay.

These will be glazed and fired at Matt's studio in a kiln.



Matt Chambers

5 facts about local artist Matt Chambers:

- Specialises in ceramic sculptures
- His pieces have multiply sections that are connected together
- Matt has exhibited his work worldwide including London, Korea and Venice
- He studied at Bath School of Art and the Royal College of Art, London
- Matt now has a studio St Lawrence, Isle of Wight



Coil and pinch pots

Matt demonstrated how to make a pot using the coil method and incorporating pinching to manipulate the clay to make a pot shape. We were then able to use different coloured slip to decorate our pots. The pots will be fired in Matt's kiln at his studio.



The Potter's Wheel

Matt very kindly brought in his potter's wheel for us to use. We had to press the pedal with our foot to control the spinning of the disc that holds the clay. As the clay spins we had to add water and carefully use our hands to stretch the clay and form shapes. We each made another pot which will be fired at a later stage.



Year 3 trip to Brading Roman Villa

Year 3 were really excited about their trip to Brading Roman Villa!

We learned some really interesting things about the Romans. Did you know that the Roman Villa at Brading was a farm and it was never a fort? The experts know this because they did not find any weapons when they discovered the villa.



We had a look at some Roman artefacts and matched them to their names and descriptions to create our own mini museums. We looked at a comb that was made of bone, a sandal that the Romans wore to the baths, a board game made of leather and replica Roman coins. Our favourite artefact was the emerald ring because it told us about how rich Romans used to live.

In the grounds of the villa, we found a replica Roman sundial. We stood on the current month of the year and our shadow landed on the time it was.



We walked up to the top of the hill behind the villa and looked at the view. We think the villa was built there because it has good farmland, is close to the sea and has brilliant views.



Working together for a successful future

Circus Skills

Year 4 have been learning some circus skills in PE. We have been focusing on balance, juggling and tumbling. Our challenges have been walking the beam whilst spinning a hula hoop, teddy bear rolls and juggling with two or more scarves. We have discovered that some of it is much harder than it looks so we are developing our growth mind-sets and keeping on trying!



Working together for a successful future

Out & About

We had more brilliant swimming by our Year 5's this week. We are so impressed with their eagerness to learn and determination in the water. They were all complemented on their great attitude to learning and good listening this week.



Our Swimming Superstar awards this week go to...

Riley N, Arthur, Blayze, Fraser, Rebecca, Lilly-May Hughes, Felix, Joe Butler, Chloe, Buddy and Marika.

This week Year 3 have visited Brading Roman Villa. To help develop their understanding that Brading was an important Roman seaport, the 3PT Out and About group went on an adventure around Brading Marshes. We talked about how boats would have sailed into Brading from where the marshes now are. The children used their maps and compasses to navigate a loop walk through the nature reserve, whilst getting nice and muddy!



The Year 4 Out and About group visited Ventnor Botanical Gardens and Steephill Cove on Wednesday morning. As part of their topic on Victorians, they learnt about the chest hospital that was built there and why the gardens were created to help patients suffering from tuberculosis. The children walked down to the beach and looked at photographs of the cove from the Victorian era.



Working together for a successful future

On Wednesday afternoon the 6TS Out and About team went Geocaching around the old railway line at Merstone and nearby farmland. The children used their phones to follow GPS co-ordinates to hunt for seven caches in the area. They were keen to find each one, worked well together and were a credit to the school. Well done!



Out and About next week...

Tuesday am: Year 5 Swimming

Please come to school with swimwear under school clothes and bring a towel, underwear and goggles in a named bag. The coach is due to leave by 9am.

Tuesday pm: 3PT- Out and About

Wear play clothes and comfortable shoes/ trainers for walking.

Aribella, Amber-May, Gracie, Liana, Kiera, Summer W, Evie, Freya, Chloe S, Toby, Harrison, Jude, Oliver and Logan.

Tuesday pm: 3PT- PE

Please wear PE kits and trainers

Charlie, Scarlett, Ryan, Hollie, Elise, Wynter, Amber J, Charlotte, Kahlel, Jack, Brooke, James, McKenzie, Chyna-Rae and Chloe Shambrook.

Wednesday am: 4AH- Out and About

Please wear play clothes and suitable trainers.

Shay, Leo, Jaydon, Jack D, Jamie, Jada, Emma, Millie, Poppy and Jazmine.

Wednesday am: 4AH- PE

Please wear PE kits and trainers

Harry, Owen, Malix, Jack EJ, Eloise, Scarlett, Maria, Thea, Rachel and Nyah.

Wednesday pm: 6LR- Out and About

Please wear play clothes and trainers. We are hoping to go to the beach.

Riley, Lyla-Rose, Mylea, Michael, Raya, Ollie, Maksymilian, Joe, Emily, Kellie, Max, Ruby and Dougie.

Wednesday pm: 6TS- PE

Please wear PE kits and trainers. All children.



What's for dinner next week?

(Remember all Reception, Year 1 and Year 2 children are entitled to Free School dinners.)



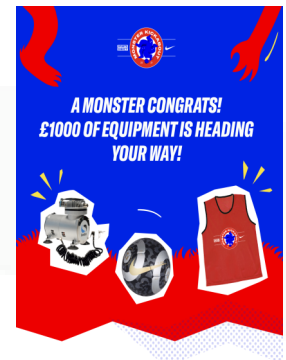
Monday	Tuesday	Wednesday	Thursday	Friday
Sausage Roll with Wedges	Chicken Pasta	Roast Pork, Roast Potatoes & Gravy	Chicken & Red Pepper Pizza with Wedges	Fish in Batter with Chips
Vegetable Sausage Roll with Wedges	Five Bean Chilli with 50/50 Rice	Quorn Roast Fillet with Roast Potatoes & Gravy	Lentil & Sweet Potato Curry with 50/50 Rice	Wholemeal Cheese & Tomato Quiche with Chips
Sweetcorn Baked Beans	Peas Carrots	Fresh Mixed Vegetables	Sweetcorn Broccoli	Baked Beans Peas
Oaty Apple Crumble & Custard Yoghurt / Fresh Fruit	Yoghurt / Fresh Fruit	Pear & Ginger Slice Yoghurt / Fresh Fruit	Chocolate Cake with Chocolate Drizzle Yoghurt / Fresh Fruit	Orange & Lemon Shortbread Yoghurt / Fresh Fruit

New Sports Equipment

We received an email stating: "Monster congratulations! Your swift sign up for Monster Kickabout made your school one of 500 to grab £1000 of equipment courtesy of Sports Direct and Nike. "

This is what's included:

- 30 Nike balls for some worldie goals!
- A monster selection of on-pitch training equipment to level up with.
- 30 x limited edition Monster Kickabout bibs
- A Sondico electric ball pump to ensure the game never stops!
- A £200 Sports Directory voucher to put towards anything sporty your school desires.



Well done to Miss Radcliffe for being so quick off the mark and applying.

Positive Quote:

"The only place that success comes before work is in the dictionary."

Whole school attendance 96.76%.

Remember that good attendance will help your child to succeed at school.

This week 1KS achieved 100% attendance! Well done.

Thank you for your support.

Best wishes,

Samantha Sillito
Headteacher



Will you take on Polly's Challenge this Summer?



Polly's Challenge is an opportunity for 10 to 14-year-olds, who may not be able to afford to get back out on the water after taking part in UKSA Test the Water programme.



We ask students to raise £20* for the week through sponsorship. This then goes back into Polly's Fund to support more children in the future.

UKSA will provide all the specialist equipment your child needs; lunch will also be included. All they will need to bring is a swimsuit, towel and shoes they can get wet (full kit list will be provided).

Who can take part? Isle of Wight young people in school [year 6, 7 & 8](#). There are limited spaces available so follow the steps below and enquire **TODAY!**

*This should not be a barrier, please speak to us if you require financial assistance

1

Enquire by contacting Jade



01983 203037
Mon to Fri 9am - 2pm



jade.beasley@uksa.org

Multi Activity week

5 days of land and water based activities

July

Monday 26th - Friday 30th

August

Monday 9th - Friday 13th

Monday 16th - Friday 20th

Monday 23rd - Friday 27th

RYA Dingy Start

5 days of dinghy sailing gaining stage 1 & 2

August

Monday 2nd - Friday 6th



To provisionally book a space, you will be asked which date you are interested in, details about your child, and contact details for yourself. You will then be sent a sponsorship form which your child needs to complete by **Monday 19th July** to confirm their space on the programme.

2

Get sponsored

From tidy bedrooms, walking the dog to washing the car each child is asked to raise a minimum of £20 by **Monday 19th July 2021**

3

Complete booking

To confirm your child's place contact jade by **Monday 19th July** to pay in sponsored money and send in the sponsorship form.



About Polly's Fund

Polly's Fund, which supports Polly's Challenge, was set up thanks to the family and friends of Polly Birch. Polly was a much-loved vet, sailor, mum, wife, sister, daughter and friend. Above all Polly loved adventure and wanted to encourage other people to go out and experience the world.

"Appreciate the people around you, adventure with them, buy less stuff and go out to experience the world. Laugh, dance and have fun, respect the world and look after the bees" - Polly Birch

Companies No 02259024 - Charity No 295348 - Persons 1808 The Pensions Regulator



Registered with
FINANCIAL CONDUCT
REGULATOR



Mountbatten

Walk the Wight has been rescheduled this year to **12 September 2021**. I am super excited to say that we are able to provide a different version of Schools Walk the Wight this year as part of the main event.

The ability to walk and log miles on a map in the run up to the event and the Schools Start at Freshwater remain the same, but we have created a code for families to buy a ticket online for this year's event.

The link and code below can be used to sign up for the event directly.

<https://www.mountbatten.org.uk/register-to-walk-the-wight>

SWTW-2021-FT09