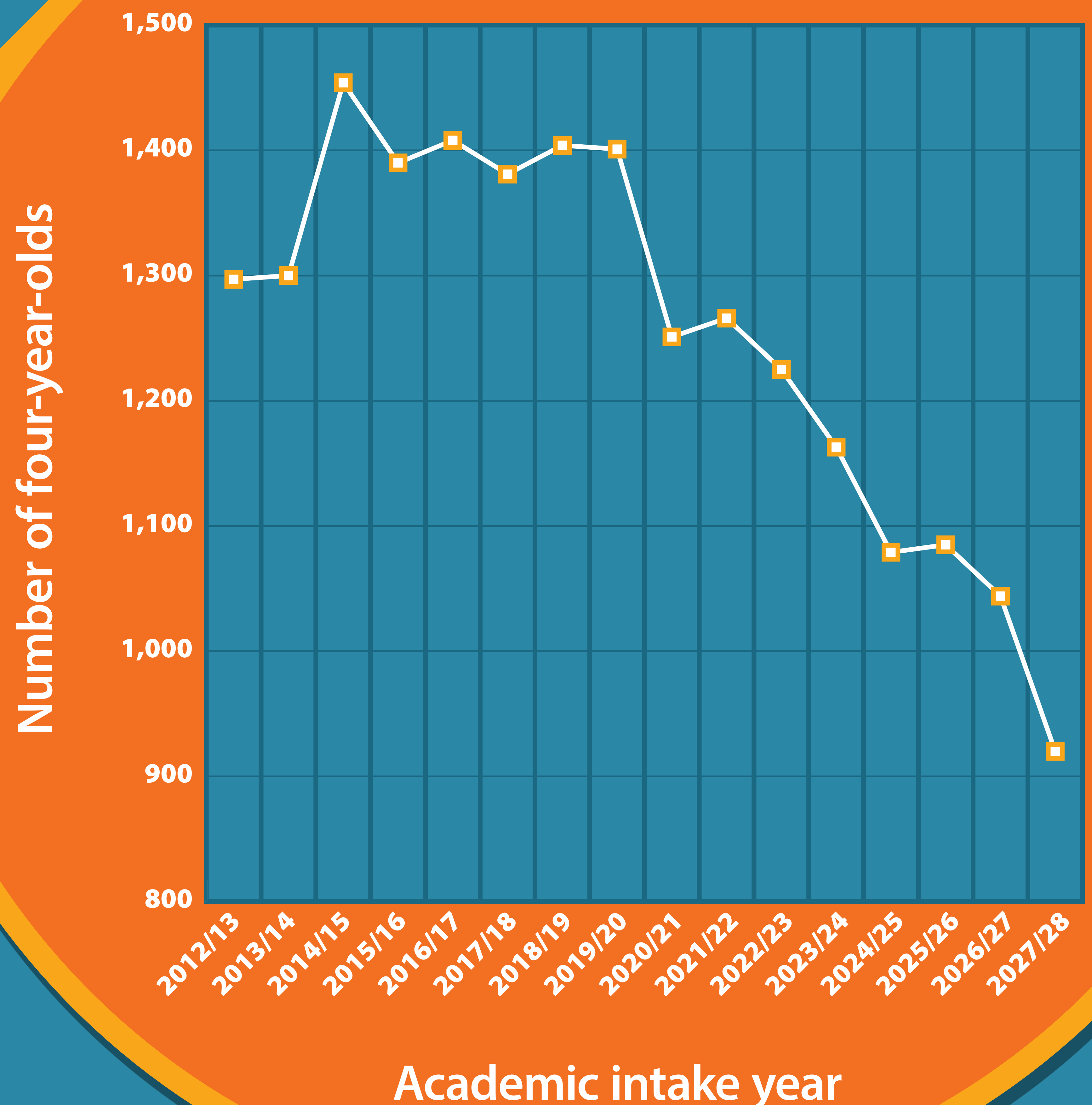


# Why is change needed?



The birth rate is continuing to decline. In 2027 only 920 children will be starting reception, 484 fewer than in September 2018.

Schools are raising concerns around the impact of surplus school places and the ability to offer a wide, quality, and varied curriculum – ultimately impacting school standards.

This reduction in the number of children also means that by March 2026, it is forecast that 21 primary schools will be in budget deficit. Primary school deficits are estimated to be a cumulative £3.8 million and pose a significant financial risk to the Isle of Wight Council.

## PLEASE SHARE YOUR VIEWS

Scan the QR code or go to [forms.office.com/e/k9JFitgUE0](https://forms.office.com/e/k9JFitgUE0) to complete the survey; or email [strategic.planning@iow.gov.uk](mailto:strategic.planning@iow.gov.uk)



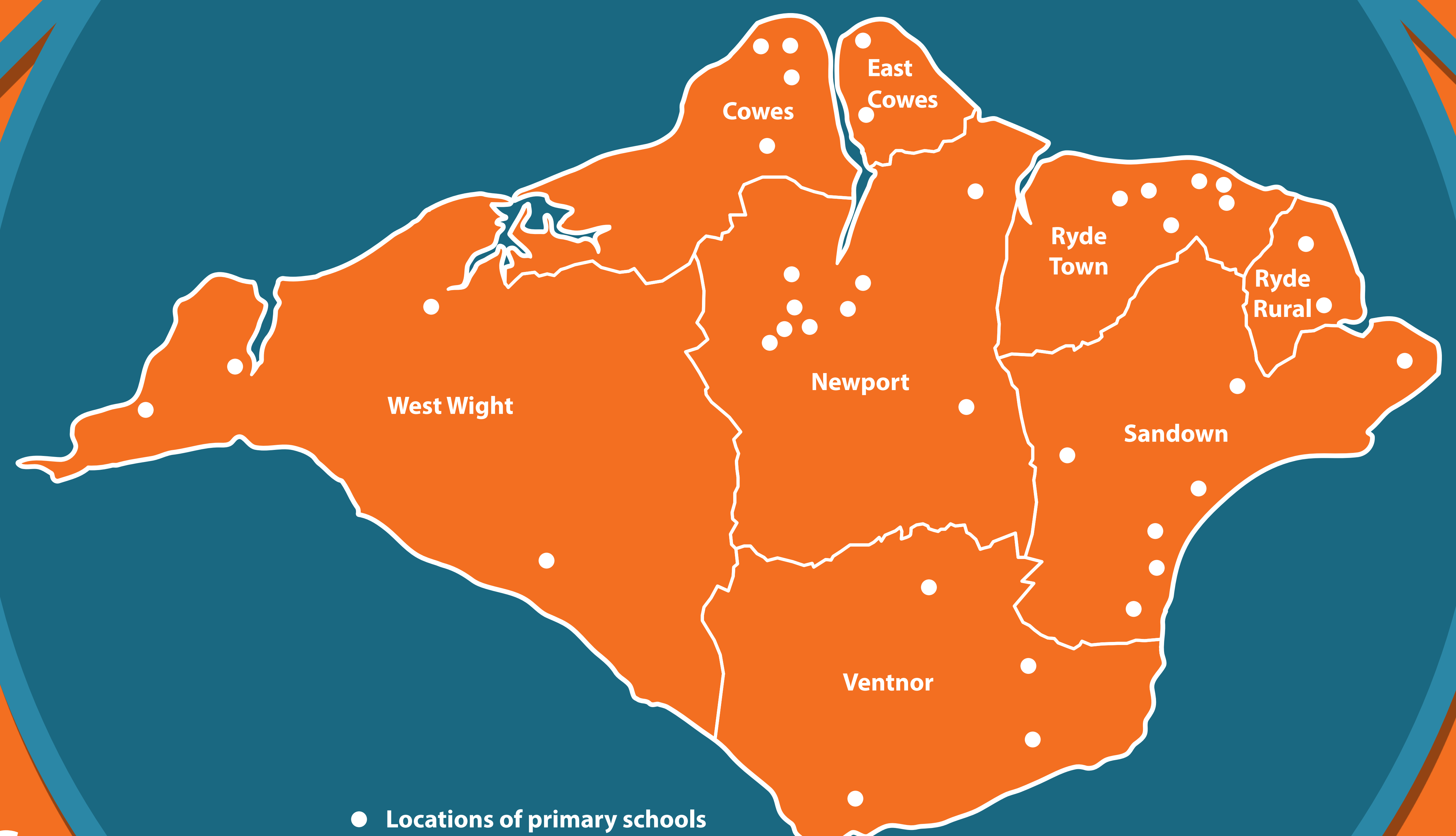


The Island has physical capacity for **10,724** primary aged children.

In October 2023, we had **1,898** unfilled school places.

By September 2027, it is forecast the number of unfilled school places will increase to **3,056**.

## Primary school place planning areas



## Impacts of surplus school places

A small school of 210 places or less can function positively and effectively, however, this can mean additional challenges, including:

- Staff recruitment across the school system.
- Managing finances for the best outcomes and experiences for all children. From buildings to transport; physical resources to human resources.
- Staff workload is impacted as staff are expected to manage the same responsibilities in the same time frame with less people to fulfil core functions. For example, every school needs a leader for each curriculum subject, with release time to oversee the curriculum development. In larger schools, two people can lead one subject.

In small or tiny schools one teacher may need to lead up to four subject areas.

- The ability to attract sufficiently strong and effective governors that can support and challenge, as well as lead strategically, so that school improvement is sustained at a high level.
- Enabling staff to attend professional development can sometimes prove challenging, meaning staff may not be able to access the range offered.

## PLEASE SHARE YOUR VIEWS


Scan the QR code or go to [forms.office.com/e/k9JFitgUE0](https://forms.office.com/e/k9JFitgUE0) to complete the survey; or email [strategic.planning@iow.gov.uk](mailto:strategic.planning@iow.gov.uk)






# School's finance


**For every empty place in a class, schools miss out on over £4,300 per pupil.**



If **five** pupil places were available in this class of 30, the school would miss out on **£21,500** of funding.



If **eight** pupil places were available in this class of 30, the school would miss out on **£34,400** of funding.



If **10** pupil places were available in this class of 30, the school would miss out on **£43,000** of funding.

## PLEASE SHARE YOUR VIEWS

Scan the QR code or go to [forms.office.com/e/k9JFitgUE0](https://forms.office.com/e/k9JFitgUE0) to complete the survey;  
or email [strategic.planning@iow.gov.uk](mailto:strategic.planning@iow.gov.uk)



## Some of the things considered when planning the provision of school places:

- Where the children who attend the school live.
- Whether the children that attend a faith school do so because of its denomination.
- Financial viability.
- Legal implications.
- Transport implications.
- Quality of provision.
- Number of pupils choosing to attend the school.
- Fabric of the building and ongoing maintenance costs.
- Environment implications.
- Department for Education guidance about rural schools.
- Pupil movement.
- Local housing building.
- Diversity (faith schools).
- Factors that arise during a consultation process.

### PLEASE SHARE YOUR VIEWS

Scan the QR code or go to [forms.office.com/e/k9JFitgUE0](https://forms.office.com/e/k9JFitgUE0) to complete the survey;  
or email [strategic.planning@iow.gov.uk](mailto:strategic.planning@iow.gov.uk)





# SEND provision

## What is available to all schools at SEND support?

### Primary behaviour service (PBS) and wellbeing service

offer outreach advice to primary schools specific to the social, emotional, mental, and health (SEMH) needs of young people. The service provides support through an inreach model, known as 'The Galaxy Centre' based at the former Chillerton and Rookley Primary School site, where they host young people and invite schools to work with them to develop interventions.

### Valuing SEND tool

This is a tool which the local authority has commissioned licenses for all Island schools for three years. It is a tool to support further analysis of young people with SEND, plan within the identified needs effectively and from feedback supports a better way to communicate the findings with parents.

### SENCO networks

### Isle of Wight SEN support toolkit

Free to access and will be moved onto the new portal and updated regularly.

### The SEN support phone line

This is free to access, any member of school staff can access and ask for a call regarding a pupil.

### SEN matters

A free to access publication around SEND.

### Transforming SEND conference resources

Five free to access e-learning modules to meet the needs of more complex learners.

### Parent guide for SEND

Published to all schools and shared with key stakeholders.

## Expansion

Our proposal is to expand the number of special educational need places on the Isle of Wight by over 150 places. This expansion programme will be considered alongside the reduction of mainstream places. The review will also consider:

larger schools that are more likely to be able to support resourced provisions;

larger schools that are more able to afford additional adults and provide specialist provision;

maximising the opportunity to reutilise accommodation to address the issue across the Island.

## PLEASE SHARE YOUR VIEWS

Scan the QR code or go to [forms.office.com/e/k9JFitgUE0](https://forms.office.com/e/k9JFitgUE0) to complete the survey; or email [strategic.planning@iow.gov.uk](mailto:strategic.planning@iow.gov.uk)



# **Please share your views** **on school place planning, and children** **and young people with special** **educational needs and disabilities**

Scan the QR code or go to  
**[forms.office.com/e/k9JFitgUE0](https://forms.office.com/e/k9JFitgUE0)**  
to complete the survey; or email  
**[strategic.planning@iow.gov.uk](mailto:strategic.planning@iow.gov.uk)**

