


# Year 2 Home Learning

## for the week of 6<sup>th</sup> July 2020



### Hello!

We are continuing with the story 'Grandad's Secret Giant' this week in English and, in maths, we're practising fractions. We are finding out a bit more about Punch and Judy shows and there are two reading activities, one to remind us about social distancing and the other based on the book, 'The Attack of the Demon Dinner Ladies', read by Jessie Lingard.

You may have read in last week's newsletter, that Ms Mawudoku and Mr. Tilling will be the Year 3 teachers next year. As we will not have the opportunity for our usual 'Move Up Morning' in school before the end of the Summer term, we thought it would be a good idea to find out a bit more about what happens in Year 3. So, if you have a question you would like to ask the teachers about lessons, learning, the timetable or activities - and how that might be different next year, let us know and we will make sure we share their answers.

#### Internet safety

Please be aware that some of the video clips are on YouTube. An adult should supervise any access to internet sites.

Enjoy  
your  
week.

### Quick Links: -

Bug Club – [www.activelearnprimary.co.uk](http://www.activelearnprimary.co.uk)

Oxford Owl – [www.oxfordowl.co.uk](http://www.oxfordowl.co.uk)

PhonicsPlay - <https://new.phonicsplay.co.uk/>  
(username: march20 password: home)

Discovery Education/Espresso -  
<https://online.espresso.co.uk/espresso/login/Authn/UserPassword>  
(login = Student16519 password = student)

Rock Stars – [www.ttrockstars.com](http://www.ttrockstars.com)


Mental Maths Games - [www.topmarks.co.uk](http://www.topmarks.co.uk)

BBC Bitesize - <https://www.bbc.co.uk/bitesize/dailylessons>

Top Marks - <https://www.topmarks.co.uk/maths-games/>



A good night's sleep is so important for our health and well-being. Find these pages on the website to help you think about how to get a good sleep.



# Reading Activities

Find this - and other versions, plus the activities on the website.

Choose the version that challenges you!

Record your answers in your book.

Remember to use **BugClub** for reading and comprehension.

Follow this link to the BBC Bitesize reading lesson and watch Jessie Lingard read from the story.  
<https://www.bbc.co.uk/bitesize/articles/znc92p>

### Understanding Social Distancing

**This is Abdul.**  
Abdul is going back to school. He stayed at home because a virus is making some people ill. Abdul helps to stop the virus from spreading.

- He washes his hands with soap and water.
- He sneezes into tissues and puts them in the bin.
- He has not seen any friends or family members that he does not live with.

**This is Jack.**  
Jack and Abdul are friends. They feel a bit unsure. What will school be like?

Miss Lal is their teacher. She knows that school will be different. They will follow rules that can help to stop the virus from spreading. Jack and Abdul will be part of a bubble. They will spend their time with a few other children and adults.

- Jack and Abdul will eat lunch at a different time than normal.
- They will not be able to play with their friends if they are part of different bubbles.
- Miss Lal says they can wave to them but must stay two metres apart from people that are not in their special bubble.
- Miss Lal will help them to wash their hands often with soap and water. She will remind them to use their own equipment. Best of all, Miss Lal will help Jack and Abdul to have fun!

### Questions

- What is Abdul's friend called? Tick one.  
 Ben  
 Jack  
 Miss Lal
- What does Abdul do to help to stop the virus from spreading? Tick two.  
 He washes his hands with soap and water.  
 He sneezes into tissues.  
 He plays out with his friends.
- Number the sentences from 1-3 to show the order in which they appear in the story.  
 She will remind them to use their own equipment.  
 Abdul is going back to school.  
 She knows that school will be different.
- Fill in the missing word.  
They will follow \_\_\_\_\_ that might keep the virus from spreading.  
How do Jack and Abdul feel?  
\_\_\_\_\_

### Bitesize Daily Book Club: Attack of the Demon Dinner Ladies by Pamela Butchart

Part of [Daily Lessons](#) | Year 2 and P3 lessons



Watch Jessie Lingard read an extract from 'Attack of the Demon Dinner Ladies'.

#### Home learning focus

Using the book *Attack of the Demon Dinner Ladies* you will learn how to summarise information from an extract, sequence events and write an advice speech bubble for the children.

This lesson includes:

- two videos of footballer Jesse Lingard reading extracts from the book
- three activities

On YouTube you can also watch a book review with amazing illustrations of the story @ [https://www.youtube.com/watch?v=X\\_bYhUCZKSk](https://www.youtube.com/watch?v=X_bYhUCZKSk)

# Plurals - nouns for more than one of something

# PLURALS



Change the words to plural using the rules

Girl Bench Child Dish  
Apple Bush Quiz  
Box Sheep Candy

Use a dictionary to check your answers

**Information Bank**  
Add S for normal words.  
Add ES for words ending in... ch, sh, s, x, z.  
Add IES for some words ending in y.  
Some are completely random!

Look carefully at the rules for changing singular nouns to plurals.

Create a table in your book to record your work.

Start with the nouns listed below.

- Write the singular (only one), check which rule you need to follow to make the plural,
- Write the plural
- Record which rule you used.

Write the singular words from the box and fill in the plurals and the rules.

Singular	Plural	Rule
book		add 's'
cheese		
lunch		
factory		
mouse		

Remember to find the next spelling list to practise on the website.

### Challenge:

Choose 3 more nouns for each rule to add to your table.

I shouldn't have run away" Billy said sadly.  
"Well, we all make mistakes sometimes" said Grandad,  
"but I'm sure we can think of a way to make the Giant feel better."

So Billy and Grandad work together to make the Giant a present. They wait and wait... and eventually the Giant comes for his present...


### TASK

#### Step 1

Think of a present you would leave for the Giant.

#### Step 2

Write this part of the story..  
See the next slide for planning..



<https://www.youtube.com/watch?v=dSeUOZI83yU>

Google you tube  
Grandads Secret Giant Mr  
Wickins reads

My present will be....

How I will make my present-  
Commas in a list

Where I will leave my present.

What the Giant will do when he finds the present.

**Mrs Arnell** made a picture for the Giant. She drew her family, coloured it with bright felt tips and decorated it with stickers. **Then** she climbed a ladder and left it on top of the shed roof. She sat and waited ...and waited.

Commas in a list

**She** thought she had upset the Giant by running away. But then she heard thump! thump !thump!

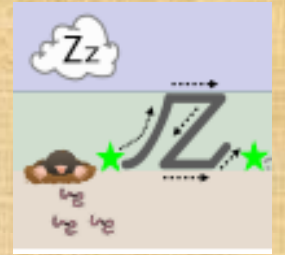



For the first time ever, the Giant smiled and then jumped in the air! **He** was so happy **because** he had a friend!



**Capital**  
Connectives  
He/She  
Then But  
Suddenly

A Top Yr 2 writer includes  
!  
Repetition for effect



**Handwriting  
Practise**




*in it until*

*let lay*

*time little*

*tail mail*



# Maths - Fractions

## What are fractions?

Fractions are parts of whole things.  
We use fractions every day!



Zack played really well in the first **half** of the match!



The time is **quarter** past twelve.

Mia is **2 1/2** years old.



Somebody has already eaten **three-quarters** of this pizza!

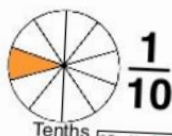
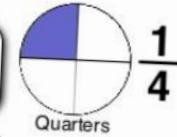
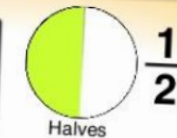


There are lots of different types of fractions. Here are some of them...



What fraction of my flag is coloured pink?

What do you notice about the size of the pieces in each fraction?



These are **unit fractions**. They all have 1 at the top. There is 1 equal part, coloured in, of all the parts. **Non-unit fractions** have more than 1 as the top number.

## What is a fraction?

A fraction tells you how many parts of a whole object or a whole group of objects you have.

## Fractions are equal parts!

This is not half because the pieces are not **equal**!

When dividing a shape or number into a fraction the pieces must be equal or the same.



Watch this introduction to fractions @ <https://www.bbc.co.uk/bitesize/topics/z3rbg82/articles/zq2yfrd> to remind yourself what we have already learned in class. Follow the links on the BBC website for more video clips, games and activities.



## Find the first two BBC Bitesize lessons about fractions here:

Find some of the lesson activity sheets and more challenging questions on the website. Choose the pages that challenge you!

8 June: Maths

### Unit fractions

8 June - Learn how to recognise a unit fraction as one equal part of a whole.

<https://www.bbc.co.uk/bitesize/articles/z4j83j6>

9 June: Maths

### Non-unit fractions

9 June - Learn about non-unit fractions.

<https://www.bbc.co.uk/bitesize/articles/z6cbhcw>

Unit Fractions


What fraction of each shape is shaded?

- Which kites show  $\frac{2}{4}$  shaded?
- Which kites have a unit fraction shaded?
- Which kites have non-unit fractions shaded?


# Maths - Fractions

## Whole and Half


**1 whole**




2 halves = 1 whole




**1 whole**




Halves are 2 equal pieces




These are cut in half.



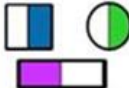
Halves are the same size



1/2 is white  
1/2 is green



1/2 is a fraction



Find two more BBC Bitesize lessons about fractions here:

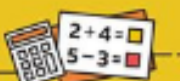
**10 June: Maths**



**Finding a half of a shape and an amount**

10 June - Learn how to find half of a shape and an amount.

**11 June: Maths**



**Finding a quarter of a shape and an amount**


11 June - Learn how to find a quarter of a shape and an amount.

<https://www.bbc.co.uk/bitesize/articles/zwphjsj>


<https://www.bbc.co.uk/bitesize/articles/zfx6dp3>

Use Rockstars and Hit the Button to practise your tables and mental maths.

To find  $\frac{1}{2}$  of a shape, you need to make or colour 2 equal parts.



To find half of an amount, you need to share all the objects into 2 equal groups.



To find  $\frac{1}{4}$  of an amount, you need to share all the objects into 4 equal groups. You can use a fraction wall, like the bar model, to find  $\frac{1}{2}$  then find  $\frac{1}{2}$  again.

1				20			
$\frac{1}{2}$		$\frac{1}{2}$		10		10	
$\frac{1}{4}$	$\frac{1}{4}$	$\frac{1}{4}$	$\frac{1}{4}$	5	5	5	5

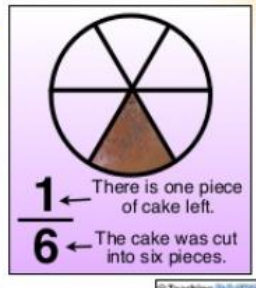
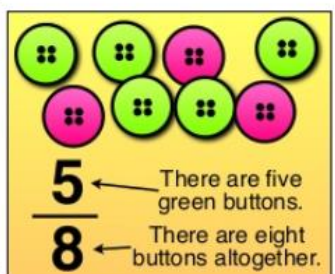

Can you remember these words?



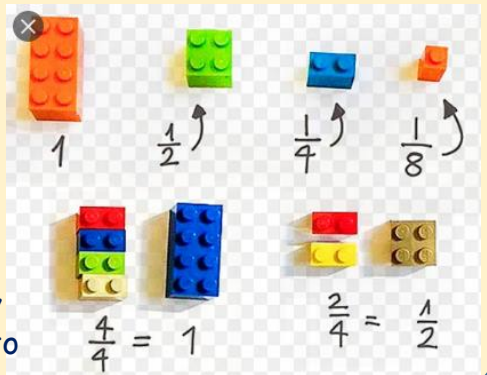
We write fractions using a numerator and a denominator.

$$\frac{3}{4}$$

The numerator tells us how many parts we have.  
The denominator tells us how many parts something was (or is) divided into.



Can you make, or show, some fractions with your lego bricks? You could use counters, crayons, buttons or any similar items to make groups.



Find some of the lesson activity sheets and more challenging questions on the website. Choose the pages that challenge you!



## Topic - Victorian Seaside Entertainment

<https://www.youtube.com/watch?v=exFmcLMjKsw>

Watch: You tube Magic Grandad Entertainment

### Toby the dog

Toby the dog was once so popular that the shows were known as Punch and Toby. In Victorian times a *real* dog was often used instead of a puppet!

The puppet is put on stage to bite Punch's nose, shake his hand, or do simple tricks.



### Baby

Punch is useless at looking after the baby. When Judy asks him to do baby sitting, he sits on the baby! But of course the baby is just a wooden puppet.



### Ghost

The ghost comes on to give Mr Punch a fright and teach him a lesson. In some shows the ghost wins and in others the ghost wins. Usually it is Mr Punch who wins because he uses his slapstick.



### Punch and Judy Quiz

1. What did the name of the show change to?
2. How does Mr Punch defeat the ghost?
3. What does Mr Punch do to the baby?
4. What does the policeman try and do?

**Find the puppets to colour on the website**

### Policeman

The policeman comes to arrest Mr Punch when he is naughty.... But Mr Punch always manages to escape.

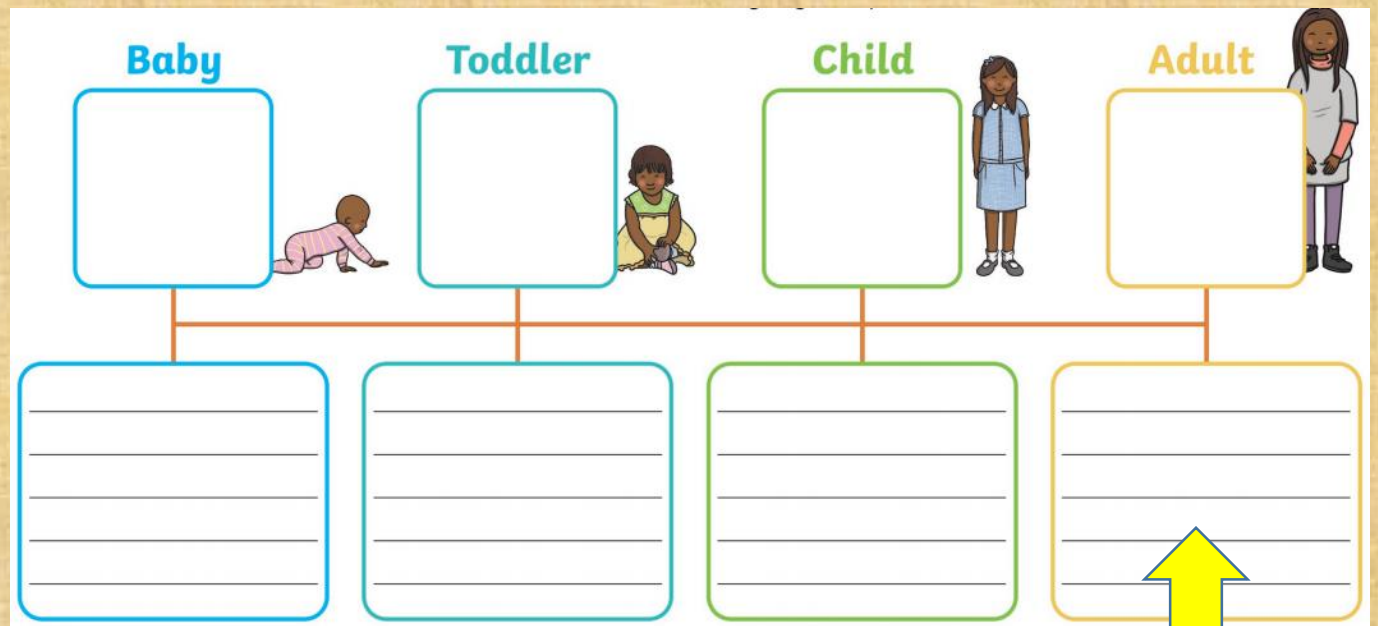


# Science- Changes

## Task 1

Look at the timelines. They show the different stages of growing up.

Can you sequence them in order?

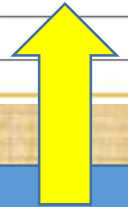


The cut-out cards show the following stages from left to right: **Baby**, **Elderly**, **Adult**, **Child**, **Teenager**, and **Toddler**.

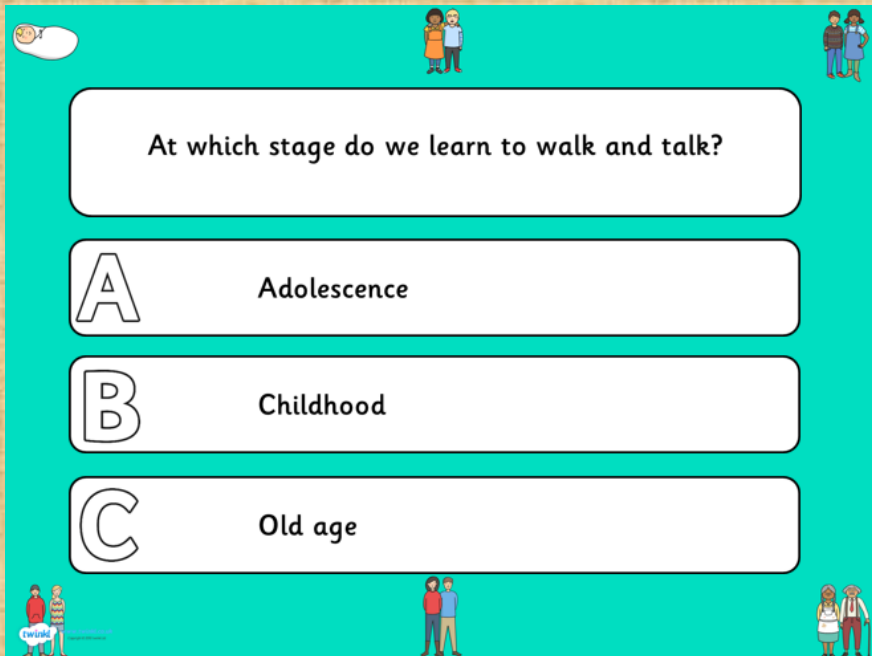

## Task 2

Write a statement about what you could do when you were a baby, a toddler, what you can do now and what you will be able to do when you grow up.

If you have a younger brother or sister you can see what they can do...



Can you answer these quiz questions about the different stages of growth for humans?



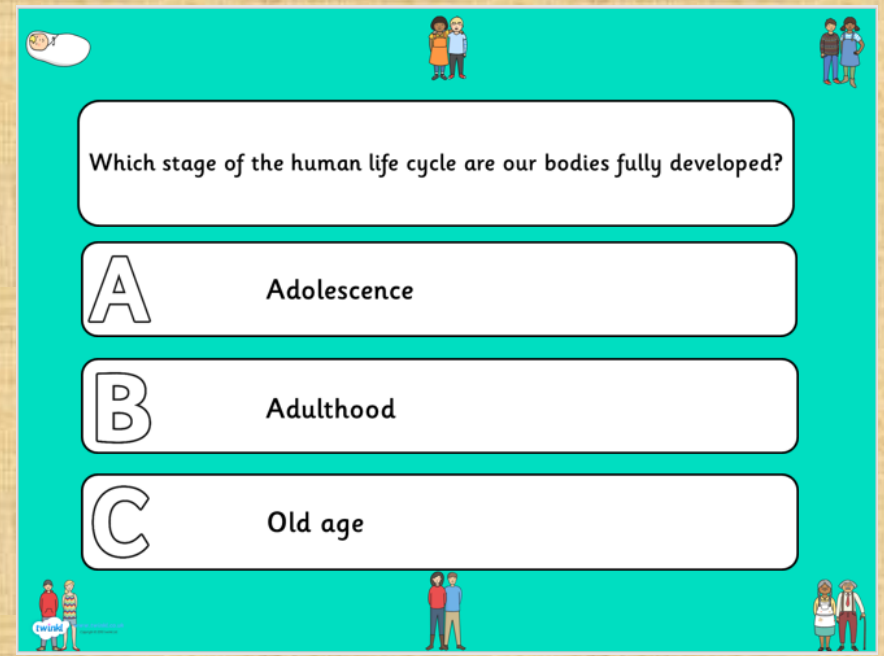
At which stage do we learn to walk and talk?

**A** Adolescence

**B** Childhood

**C** Old age

This quiz card has a teal background with a white question box at the top and three white answer boxes below. It features small icons of a boy and girl at the top and bottom, and a small 'twinkl' logo in the bottom left corner.



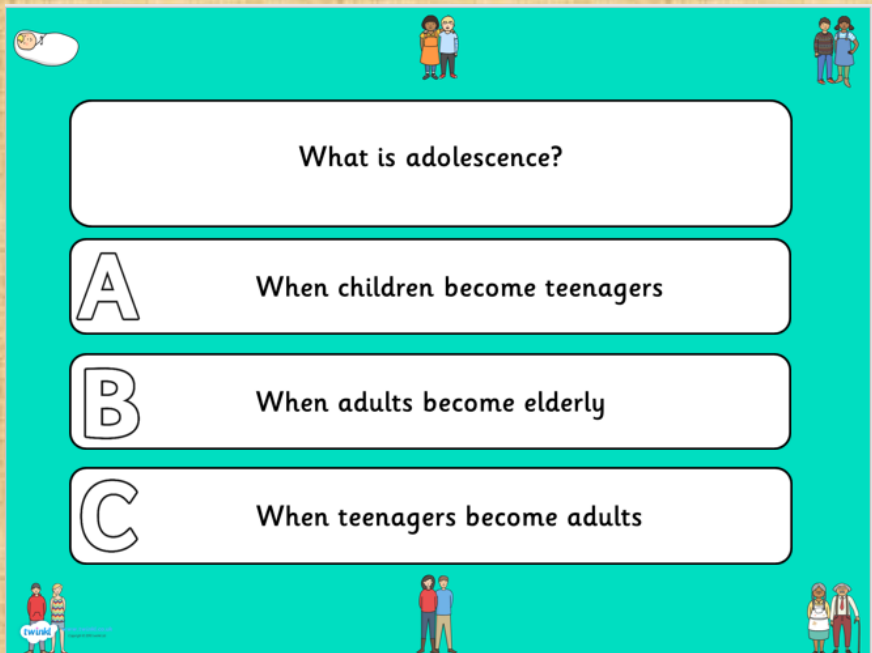
Which stage of the human life cycle are our bodies fully developed?

**A** Adolescence

**B** Adulthood

**C** Old age

This quiz card has a teal background with a white question box at the top and three white answer boxes below. It features small icons of a boy and girl at the top and bottom, and a small 'twinkl' logo in the bottom left corner.



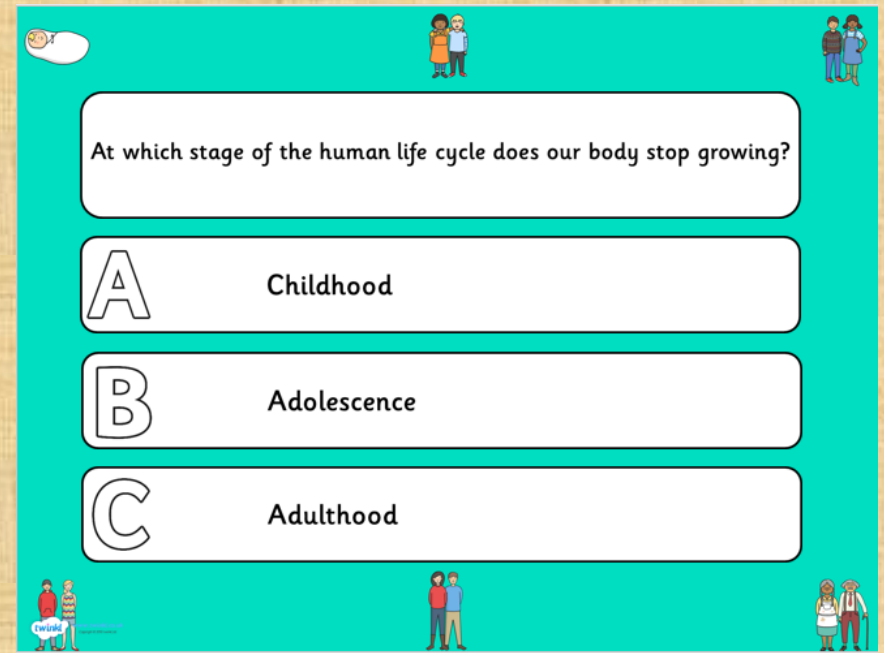
What is adolescence?

**A** When children become teenagers

**B** When adults become elderly

**C** When teenagers become adults

This quiz card has a teal background with a white question box at the top and three white answer boxes below. It features small icons of a boy and girl at the top and bottom, and a small 'twinkl' logo in the bottom left corner.



At which stage of the human life cycle does our body stop growing?

**A** Childhood

**B** Adolescence

**C** Adulthood

This quiz card has a teal background with a white question box at the top and three white answer boxes below. It features small icons of a boy and girl at the top and bottom, and a small 'twinkl' logo in the bottom left corner.